


Dye Fabric Sew Silk: A Journey into the Art of Intricate Embellishment

Dye fabric sew silk, an ancient art form that has captivated artisans for centuries, is a testament to the boundless creativity and meticulous skill that humans are capable of. This intricate technique involves dyeing fabric and then sewing it with delicate silk threads to create breathtaking works of art that adorn everything from garments to home décor. In this comprehensive article, we will delve into the rich history, fascinating techniques, and captivating applications of this exceptional craft.

A Glimpse into History

The origins of dye fabric sew silk can be traced back to the ancient civilizations of China and India, where silk was a revered fabric reserved for the elite. Artisans would meticulously dye silk in vibrant hues and then embellish it with intricate threadwork, creating exquisite garments and decorative items. Over time, this art spread to Japan, Korea, and other Asian countries, where it flourished into distinct regional styles.



How to Dye Natural Fabrics Using Food Or Cold Water Dyes To Create Vibrant Colors And Designs: (Dye Fabric - Sew Silk) by Fiona Gribbon

★★★★☆ 4 out of 5

Language : English
File size : 433 KB
Text-to-Speech : Enabled
Screen Reader : Supported
Enhanced typesetting : Enabled
Print length : 74 pages
Lending : Enabled



The Art of Dyeing

The first step in creating dye fabric sew silk is dyeing the fabric. This involves immersing the fabric in a dye bath containing natural or synthetic pigments. Artisans use a wide range of dyeing techniques to achieve different effects, such as immersion dyeing, shibori (tie-dyeing), and batik (wax-resist dyeing). The fabric is carefully manipulated and left to soak for varying periods of time to obtain the desired color and intensity.

Delicate Stitching with Silk

Once the fabric is dyed, it is ready for the intricate stitching process. Silk threads, known for their exceptional strength, sheen, and durability, are used to create the intricate patterns. Artisans employ fine needles and various stitching techniques, such as running stitch, satin stitch, and cross-stitch, to bring their designs to life. The stitches are meticulously placed to follow the contours of the dyed fabric, highlighting the nuances of the design.



Regional Variations and Styles

Dye fabric sew silk has evolved into diverse regional styles, each with its unique characteristics:

* **Chinese Silk Embroidery:** Known for its vibrant colors, intricate patterns, and use of metallic threads, Chinese silk embroidery adorns garments, tapestries, and other decorative items. * **Indian Kantha Embroidery:** A traditional form of embroidery from India, Kantha involves stitching layers of dyed fabric together with running stitches to create beautiful quilts and other textiles. * **Japanese Sashiko Embroidery:** This technique from Japan uses thick cotton threads to create dense, geometric patterns on indigo-dyed fabric, resulting in durable and decorative textiles.

Applications of Dye Fabric Sew Silk

The versatility of dye fabric sew silk extends to a wide range of applications, including:


* **Garments:** Dresses, blouses, and other garments adorned with dye fabric sew silk add a touch of elegance and sophistication to any wardrobe.

* **Home Décor:** Quilts, tapestries, and cushion covers featuring dye fabric sew silk bring a vibrant and intricate element to home interiors. *

Accessories: Scarves, bags, and jewelry embellished with dye fabric sew silk make for unique and eye-catching accessories. * **Ceremonial Textiles:**

In many cultures, dye fabric sew silk is used to create special textiles for weddings, festivals, and other important events.

Dye fabric sew silk is a captivating art form that combines intricate dyeing techniques with delicate silk stitching to create stunning works of art. From its ancient origins to its contemporary applications, this exceptional craft continues to inspire awe and appreciation. Whether adorning garments, embellishing home décor, or serving as a symbol of cultural heritage, dye fabric sew silk is a testament to the enduring power of human creativity and the beauty of meticulous craftsmanship.




How to Dye Natural Fabrics Using Food Or Cold Water Dyes To Create Vibrant Colors And Designs: (Dye Fabric - Sew Silk) by Fiona Gribbon

★★★★☆ 4 out of 5

Language : English
File size : 433 KB
Text-to-Speech : Enabled
Screen Reader : Supported
Enhanced typesetting : Enabled
Print length : 74 pages
Lending : Enabled


FREE

DOWNLOAD E-BOOK



The Rise of the Sharing Economy: A Transformative Force Shaping the Modern World

The sharing economy, a revolutionary concept that has reshaped various industries, has become an integral part of the modern world. From its humble beginnings to its...



Midsummer Night's Dream: Maxnotes Literature Guides

Midsummer Night's Dream is one of William Shakespeare's most beloved comedies. It is a whimsical and enchanting tale of love, magic, and...