


Introducing the Positions for Cello Volume Fourth Position

A Comprehensive Guide for Musicians

As you embark on your cello journey, mastering the different positions is crucial for expanding your technical abilities and musical expression. The fourth position, in particular, opens up new possibilities and challenges for cellists.



Introducing the Positions for Cello: Volume 1 - Fourth Position by Lincoln Stoller

★★★★☆ 4.9 out of 5

Language	: English
File size	: 18216 KB
Text-to-Speech	: Enabled
Screen Reader	: Supported
Enhanced typesetting	: Enabled
Word Wise	: Enabled
Print length	: 48 pages



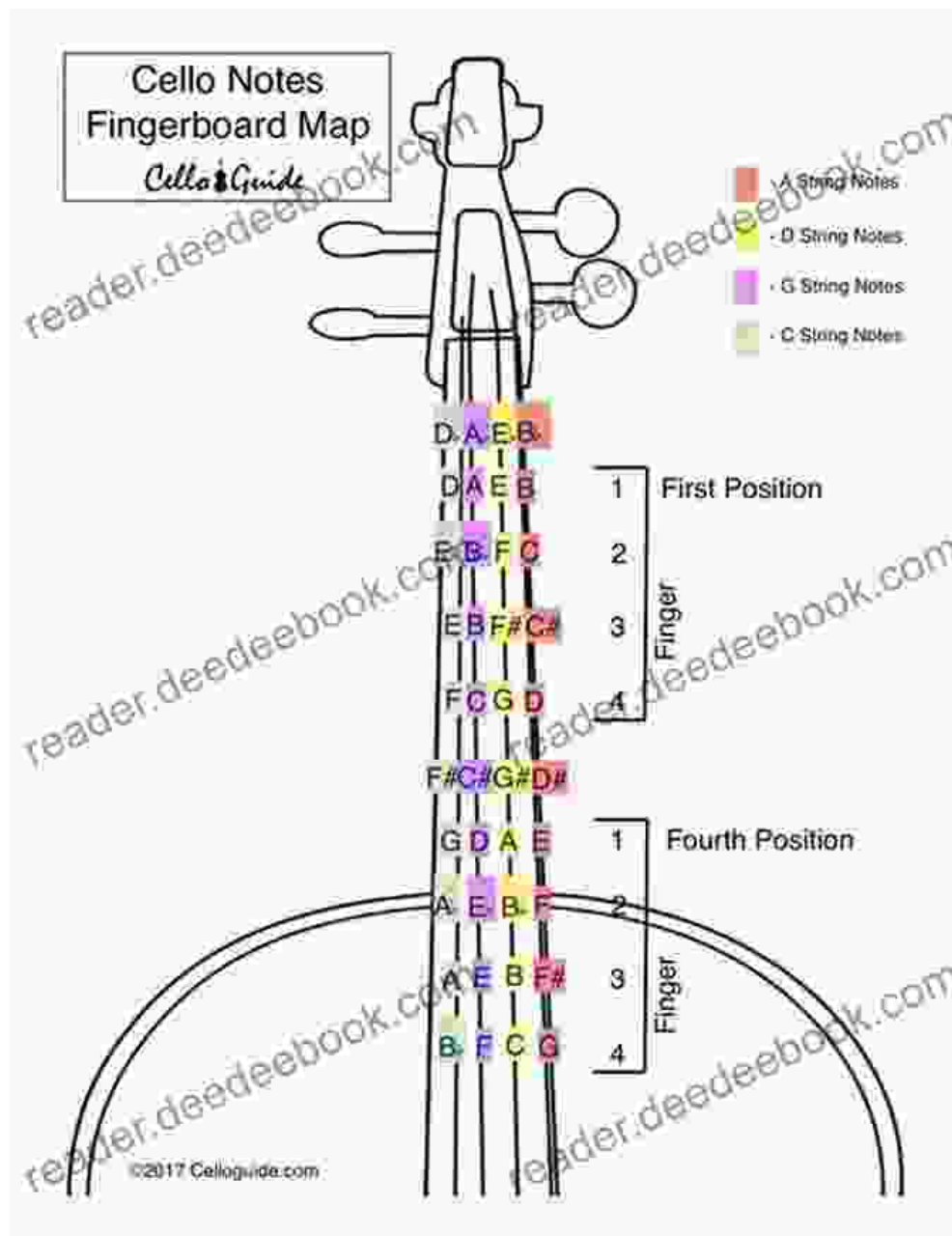
This comprehensive guide will provide you with an in-depth understanding of the fourth position for cello, covering:

- Hand Position and Fingerboard Mapping
- Fingering and Intonation
- Scales and Arpeggios in Fourth Position

- Exercises and Etudes for Practice

1. Hand Position and Fingerboard Mapping

The fourth position on the cello is played with the left hand positioned on the fingerboard so that the first finger rests on the fourth fingerboard line. This is one whole step higher than the third position and two and a half whole steps higher than the first position.



The thumb is placed on the back of the neck, opposite the second finger, and the wrist is kept straight and relaxed.

2. Fingering and Intonation

In fourth position, the fingering patterns for scales and arpeggios are similar to those in other positions, but with the starting point shifted up one step.

For example, to play the C major scale in fourth position, you would use the following fingering:

- First finger: Fourth fingerboard line
- Second finger: Fifth fingerboard line
- Third finger: Sixth fingerboard line (half step)
- Fourth finger: Seventh fingerboard line

Intonation is particularly important in fourth position as the distances between the notes are smaller. Pay close attention to the accuracy of your finger placement and adjust your hand position as needed to ensure clear and in-tune notes.

3. Scales and Arpeggios in Fourth Position

Practicing scales and arpeggios in fourth position is essential for developing technical proficiency and intonation. Start with simple scales and arpeggios, such as the C major scale and C major triad, and gradually increase the difficulty as you become more comfortable.

vineyardsonline.com

Two Octave Major Scales for Cello
(flat keys, unedited)

© 2019 David Gallo
Non-commercial copying welcome

Focus on even bow distribution, clear finger transitions, and precise intonation throughout your practice.

4. Exercises and Etudes for Practice

In addition to scales and arpeggios, there are many exercises and etudes specifically designed to improve your technique and intonation in fourth

position.

Here are a few examples:

- **Scales in Double Stops:** Practice playing scales in double stops (two notes played simultaneously) to strengthen your left hand coordination.
- **Fingered Octaves:** Exercise your finger extension and intonation by playing fingered octaves in fourth position.
- **Kreutzer Etudes:** The Kreutzer etudes are a collection of technical studies that include exercises in various positions, including fourth position.

These exercises and etudes will challenge your technique and help you develop the necessary skills to play confidently in fourth position.

Mastering the fourth position for cello is a rewarding journey that unlocks new musical possibilities. By understanding the hand position, fingering, intonation, and practicing diligently, you will expand your technical abilities and enhance your musical expression.

Remember to approach this endeavor with patience, determination, and a willingness to learn and improve. With consistent practice, you will gain the confidence and expertise to navigate the fourth position with ease and grace.


Introducing the Positions for Cello: Volume 1 - Fourth

Position by Lincoln Stoller


★★★★★ 4.9 out of 5

Language : English

File size : 18216 KB




Text-to-Speech : Enabled
Screen Reader : Supported
Enhanced typesetting : Enabled
Word Wise : Enabled
Print length : 48 pages



The Rise of the Sharing Economy: A Transformative Force Shaping the Modern World

The sharing economy, a revolutionary concept that has reshaped various industries, has become an integral part of the modern world. From its humble beginnings to its...



Midsummer Night's Dream: Maxnotes Literature Guides

Midsummer Night's Dream is one of William Shakespeare's most beloved comedies. It is a whimsical and enchanting tale of love, magic, and...