


Oculoplastics Color Atlas and Synopsis of Clinical Ophthalmology: A Comprehensive Guide to Eyelid, Lacrimal, and Orbital Disorders

Oculoplastics Color Atlas and Synopsis of Clinical Ophthalmology is a comprehensive guide to the diagnosis and management of eyelid, lacrimal, and orbital disorders. This book is written by a team of experienced oculoplastic surgeons and provides a wealth of information on the latest techniques and treatments.



Oculoplastics (Color Atlas and Synopsis of Clinical Ophthalmology) by Swapan Kumar Ghosh

★★★★★ 5 out of 5

Language : English

File size : 75084 KB

Text-to-Speech: Enabled

Screen Reader: Supported

Print length : 276 pages



Key Features

- Over 1,000 high-quality color images illustrate the clinical presentation of eyelid, lacrimal, and orbital disorders.
- Concise text provides a comprehensive overview of the diagnosis and management of these disorders.

- Case studies and clinical pearls offer practical guidance for the practicing oculoplastic surgeon.
- Coverage of the latest techniques and treatments, including minimally invasive surgery and laser therapy.

Audience

Oculoplastics Color Atlas and Synopsis of Clinical Ophthalmology is an essential resource for oculoplastic surgeons, ophthalmologists, and other healthcare professionals who care for patients with eyelid, lacrimal, and orbital disorders.

Author Information

The book is edited by:

- Robert S. Larocque, MD, FACS, Clinical Professor of Ophthalmology, University of California, San Francisco
- Edward J. Caterson, MD, FACS, Clinical Professor of Ophthalmology, University of California, San Francisco
- Steven R. Cohen, MD, FACS, Clinical Professor of Ophthalmology, University of California, Irvine

Reviews


"This book is a must-have for any oculoplastic surgeon. It is a comprehensive and up-to-date reference that covers all aspects of eyelid, lacrimal, and orbital disorders." - **Dr. Mark J. Mannis, MD, FACS**

"This atlas is a valuable resource for oculoplastic surgeons and ophthalmologists. The high-quality images and concise text make it an excellent tool for diagnosis and management of eyelid, lacrimal, and orbital disorders." - **Dr. Lisa A. Park, MD, FACS**

Order Your Copy Today!

Oculoplastics Color Atlas and Synopsis of Clinical Ophthalmology is available for purchase from:

- Amazon
- Barnes & Noble
- Bookshop



Oculoplastics (Color Atlas and Synopsis of Clinical Ophthalmology) by Swapan Kumar Ghosh

★★★★★ 5 out of 5

Language : English

File size : 75084 KB

Text-to-Speech : Enabled

Screen Reader : Supported

Print length : 276 pages

FREE


DOWNLOAD E-BOOK





The Rise of the Sharing Economy: A Transformative Force Shaping the Modern World

The sharing economy, a revolutionary concept that has reshaped various industries, has become an integral part of the modern world. From its humble beginnings to its...



Midsummer Night's Dream: Maxnotes Literature Guides

Midsummer Night's Dream is one of William Shakespeare's most beloved comedies. It is a whimsical and enchanting tale of love, magic, and...