


# Skydyes Visual Guide to Fabric Painting: Unleashing Your Inner Artist with Vibrant Designs

Welcome to the world of fabric painting, where creativity and color dance on the canvas of fabrics. Whether you're a seasoned artist or a novice seeking a new form of expression, this comprehensive visual guide by Skydyes will empower you with the knowledge and techniques to transform ordinary fabrics into masterpieces of wearable art.

In this guide, we will embark on a journey through the vibrant world of fabric paints, exploring their types, properties, and applications. You'll learn about the essential tools and materials needed for fabric painting, and we'll delve into the fundamental techniques that will lay the foundation for your artistic creations.



## Skydyes: A Visual Guide to Fabric Painting by Mickey Lawler

★★★★☆ 4.6 out of 5

Language : English  
File size : 79716 KB  
Text-to-Speech : Enabled  
Screen Reader : Supported  
Enhanced typesetting : Enabled  
Print length : 198 pages  
Lending : Enabled



Along the way, we'll provide step-by-step instructions and plenty of visual examples to guide you through each step of the process. Whether you're

interested in intricate brushwork, expressive spray painting, or the whimsical world of stamping and stencils, this guide has something for everyone.

## **Types of Fabric Paints**

The first step in your fabric painting adventure is selecting the right type of paint. Here's a brief overview of the most common options:

- **Acrylic Paints:** These water-based paints are versatile and easy to use, making them a good choice for beginners. They dry quickly and are available in a wide range of colors and finishes.
- **Fabric Markers:** Similar to acrylic paints, fabric markers come in a variety of colors and are great for outlining and detailing your designs. They are convenient to use and allow for precise application.
- **Textile Inks:** These inks are specially formulated for use on fabrics and offer vibrant, long-lasting colors. They are ideal for screen printing and other techniques that require precise color application.
- **Dye Dyes:** These dyes are used to create permanent color changes in fabrics. They are available in powder or liquid form and require a heat setting process to achieve maximum colorfastness.

## **Essential Tools and Materials**

In addition to paint, you'll need a few essential tools and materials to get started with fabric painting:

- **Brushes:** Choose brushes with soft, synthetic bristles that are suitable for the type of paint you are using. Experiment with different sizes and shapes to achieve various effects.

- **Sponges:** Sponges are great for creating soft, blended effects. They can be used to apply paint, create gradients, or absorb excess moisture.
- **Spray Bottles:** These are essential for wetting fabrics before painting, creating watercolor effects, or simply keeping your brushes moist.
- **Stencils:** Stencils allow you to create precise, repeatable designs on your fabrics. They come in a variety of shapes and sizes, allowing you to customize your creations.
- **Fabric Mediums:** These mediums can be added to paints to enhance their properties, such as increasing their flexibility, transparency, or durability.

## Fundamental Techniques

Now, let's dive into the fundamental techniques that will help you create stunning fabric paintings.

- **Brush Painting:** This classic technique involves applying paint to fabric using a brush. Start with simple strokes and gradually build up layers of color and detail.
- **Spray Painting:** Use a spray bottle to create soft, even layers of color on your fabrics. Experiment with different nozzle settings to achieve various effects, from subtle washes to bold, vibrant designs.
- **Stamping:** Create unique patterns and images by using stamps and fabric paint. Dip the stamp into paint and press it onto your fabric, creating a repeating or one-of-a-kind design.

- **Stenciling:** Use stencils to achieve precise, detailed patterns on your fabrics. Position the stencil over the fabric, apply paint, and remove the stencil to reveal the design.
- **Heat Setting:** Heat setting is an essential step for many fabric paints. It ensures that the paint is permanently bonded to the fabric and prevents it from washing or fading.

## Inspiring Design Ideas

Once you've mastered the techniques, it's time to unleash your creativity and explore the endless design possibilities.


- **Nature-Inspired Designs:** Create beautiful fabrics inspired by flowers, leaves, animals, and other elements of nature. Use brush painting, stamping, or stenciling to capture the intricate details of the natural world.
- **Geometric Patterns:** Geometric patterns bring a modern and sophisticated touch to fabrics. Experiment with stripes, polka dots, hexagons, and other geometric shapes using stencils or freehand painting.
- **Abstract Expressionism:** Let your imagination run wild with abstract expressionism. Use bold colors, expressive brushstrokes, and unconventional techniques to create unique and captivating fabrics.
- **Personalization:** Add a personal touch to your fabrics by incorporating initials, names, or meaningful symbols. Use fabric markers or stencils to create custom designs that reflect your personality.
- **Seasonal Designs:** Create fabrics that celebrate the changing seasons. Use colors and patterns inspired by spring, summer, fall, and

winter to create unique pieces for every time of year.

Fabric painting is a vibrant and accessible art form that allows you to transform ordinary fabrics into wearable masterpieces. With the right tools, materials, and techniques, you can unleash your creativity and add a personal touch to your wardrobe, home decor, and special occasions.

Remember to experiment with different techniques, colors, and design ideas to find your own unique style. The possibilities are endless, so let your imagination soar and create beautiful fabrics that express your individuality.

Thank you for joining Skydyes on this visual journey into the world of fabric painting. Happy painting!



## **Skydyes: A Visual Guide to Fabric Painting** by Mickey Lawler

★★★★☆ 4.6 out of 5

Language : English  
File size : 79716 KB  
Text-to-Speech : Enabled  
Screen Reader : Supported  
Enhanced typesetting : Enabled  
Print length : 198 pages  
Lending : Enabled

FREE


DOWNLOAD E-BOOK





## The Rise of the Sharing Economy: A Transformative Force Shaping the Modern World

The sharing economy, a revolutionary concept that has reshaped various industries, has become an integral part of the modern world. From its humble beginnings to its...



## Midsummer Night's Dream: Maxnotes Literature Guides

Midsummer Night's Dream is one of William Shakespeare's most beloved comedies. It is a whimsical and enchanting tale of love, magic, and...