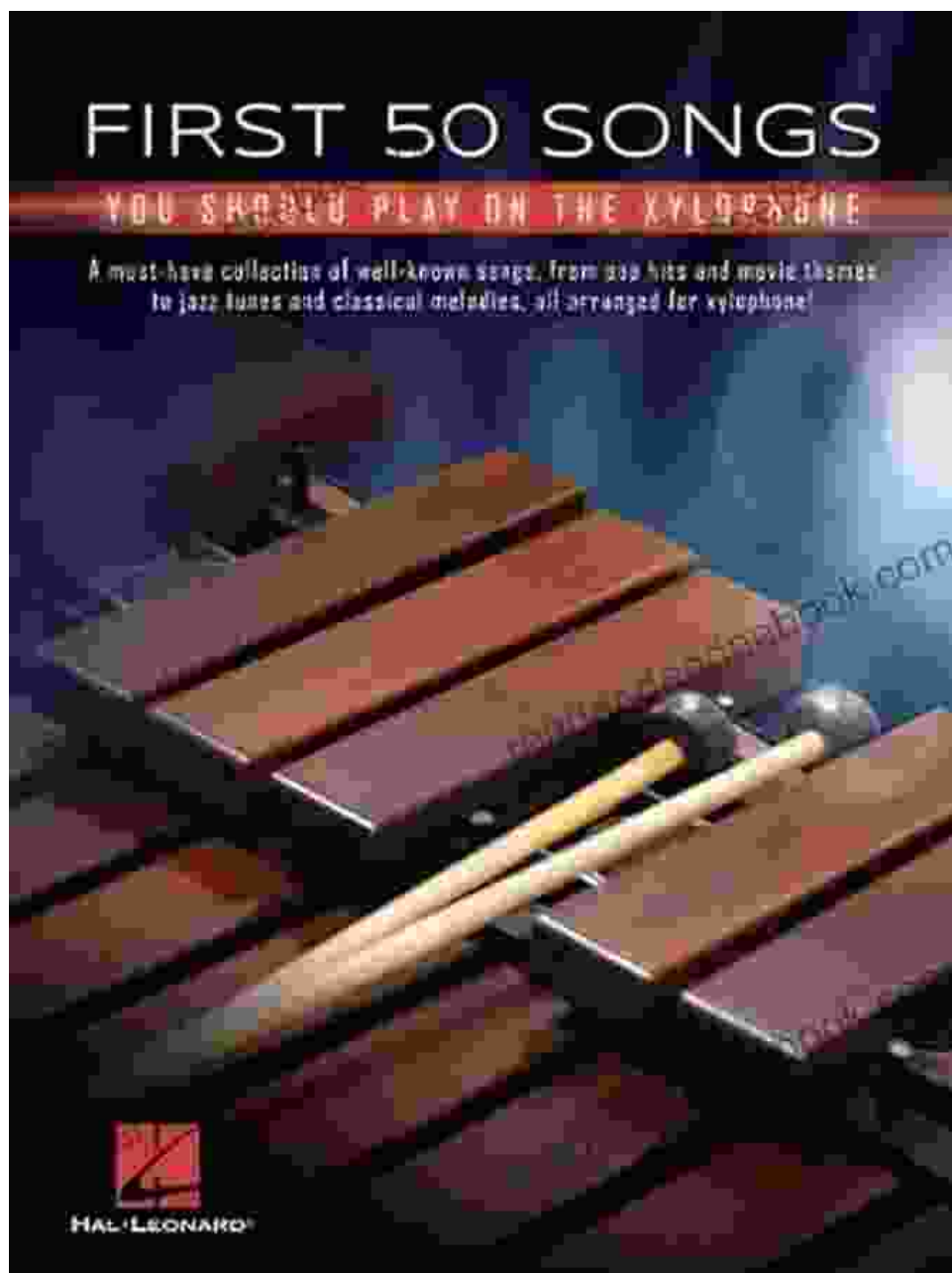



# The First 50 Songs You Should Play On Xylophone Songbook: A Comprehensive Guide for Beginners



**First 50 Songs You Should Play on Xylophone Songbook** by Carol Matz

★★★★☆ 4.1 out of 5



Language : English  
File size : 7727 KB  
Screen Reader: Supported  
Print length : 96 pages



Embark on an enchanting musical adventure with the First 50 Songs You Should Play On Xylophone Songbook, meticulously crafted to guide beginners on their xylophone journey. This comprehensive resource empowers you to master the art of this enchanting instrument, providing a solid foundation for your musical exploration.

## **Section 1: Getting Started with the Xylophone**

Before delving into the captivating melodies, let's lay the groundwork for your xylophone adventure. This section covers the basics of the instrument, including its structure, playing techniques, and proper posture.

### **1. Understanding the Xylophone**

The xylophone is a percussion instrument composed of a series of wooden bars arranged in ascending order of pitch. Each bar is struck with mallets to produce clear and resonant sounds.

### **2. Playing Techniques**

Mastering the xylophone involves developing proper playing techniques. Learn how to hold the mallets, strike the bars, and maintain a steady rhythm.

### **3. Posture and Hand Position**

Maintaining good posture and hand position is crucial for playing the xylophone comfortably and effectively. Discover the optimal positioning for both your body and hands.

## **Section 2: Essential Songs for Beginners**

With the basics under your belt, let's dive into the enchanting melodies that await you. This section presents 50 carefully selected songs, ranging from classic nursery rhymes to popular tunes, meticulously arranged for xylophone beginners.

### **1. Twinkle, Twinkle, Little Star**

### Twinkle, Twinkle, Little Star

Glockenspiél

Wolfgang Amadeus Mozart

The image shows a musical score for the song "Twinkle, Twinkle, Little Star" in G major. The score consists of six staves of music with lyrics underneath. The notes are color-coded to match a piano keyboard diagram below. The lyrics are: "Twin - kle, twin - kle, lit - tle, star. How I won - der what you are. Up a - bove the world so high, like a dia - mond in the sky. Twin - kle, twin - kle, lit - tle star. How I won - der what you are." Below the score is a piano keyboard diagram with seven colored keys labeled C, D, E, F, G, A. The colors are: C (red), D (orange), E (yellow), F (green), G (teal), A (blue).

C D E F G A

## 2. Mary Had a Little Lamb

### Mary had a little lamb

© Glockenspiel

© 1998 by Bellini



Ma - ry had a lit - tle lamb lit - tle lamb  
e - verywhere that Ma - ry went, ma - ry went.



lit - tle lamb, Ma - ry had a lit - tle lamb whose  
Ma - ry went e - verywhere that Ma - ry went the



fleece was white as snow and  
lamb was sure to go.



### 3. Alphabet Song

**ABC Song**  
 (The Alphabet Song)  
 by William Bellamy

5 A B C D E F G

5 H I J K L M N O P

7 Q R S T U and V

8 X Y and Z

11 Now I know my A B C's,  
 next time won't sing with me.

C D E F G A B

#### 4. Old MacDonald Had a Farm

# Old McDonald Had A Farm

Old Mac-Do-nald had a farm e-i-e-i-o and  
on his farm he had a cow e-j-e-i-o with a  
moo moo here and a moo moo there  
here a moo there a moo e-very-where a moo moo  
old Mac-Do-nald had a farm e-i-e-i-o

Color-coded keyboard diagram showing notes C, D, E, F, G, A, B, C:

C	D	E	F	G	A	B	C
---	---	---	---	---	---	---	---

## 5. London Bridge is Falling Down

## London Bridge Is Falling Down

The image displays a musical score for the song "London Bridge Is Falling Down" on a xylophone. The score is written in treble clef with a key signature of one sharp (F#) and a 2/4 time signature. It consists of four staves of music. The first staff begins with a treble clef, a key signature of one sharp, and a 2/4 time signature. The second staff starts with a measure rest, followed by a triplet of eighth notes marked with a '3' above the notes and a 'v' above the first note. The third staff starts with a measure rest, followed by a quintuplet of eighth notes marked with a '5' above the notes and a 'v' above the first note. The fourth staff starts with a measure rest, followed by a triplet of eighth notes marked with a '3' above the notes and a 'v' above the first note, and ends with a double bar line. A copyright notice "©MusicalMinds.com" is visible at the bottom center of the score.

### Section 3: Tips for Learning and Practice

Enhancing your xylophone skills requires dedication and consistent practice. This section offers valuable tips to accelerate your learning journey and maximize your musical potential.

#### 1. Set Realistic Goals



Break down your learning journey into manageable chunks. Setting small, achievable goals will keep you motivated and prevent burnout.

## **2. Practice Regularly**

Regular practice is the key to progress. Aim for short, focused practice sessions daily to improve your coordination and muscle memory.

## **3. Find a Mentor or Teacher**

Consider seeking guidance from an experienced xylophone player. A mentor can provide personalized feedback, accelerate your learning, and share valuable insights.

## **4. Listen to Xylophone Music**


Immerse yourself in the world of xylophone music. Listen to recordings of skilled players to develop your ear and identify techniques you can incorporate into your own playing.

## **5. Enjoy the Process**

Most importantly, remember to enjoy the journey. Playing the xylophone should be a delightful experience. Find joy in the learning process, and your progress will come naturally.

With the *First 50 Songs You Should Play On Xylophone Songbook* as your guide, you're well-equipped to embark on a captivating musical adventure. By embracing the tips and practicing consistently, you'll transform from a novice to a confident xylophone player, enchanting your audience with your melodious tunes.

So, pick up your xylophone, immerse yourself in the world of music, and let the enchanting melodies flow through your fingers. With dedication and passion, you'll unlock the full potential of this captivating instrument and create beautiful memories that will last a lifetime.



## First 50 Songs You Should Play on Xylophone

**Songbook** by Carol Matz


★★★★☆ 4.1 out of 5

Language : English

File size : 7727 KB


Screen Reader: Supported

Print length : 96 pages



## The Rise of the Sharing Economy: A Transformative Force Shaping the Modern World

The sharing economy, a revolutionary concept that has reshaped various industries, has become an integral part of the modern world. From its humble beginnings to its...



## Midsummer Night's Dream: Maxnotes Literature Guides

Midsummer Night's Dream is one of William Shakespeare's most beloved comedies. It is a whimsical and enchanting tale of love, magic, and...